



Data Snapshot

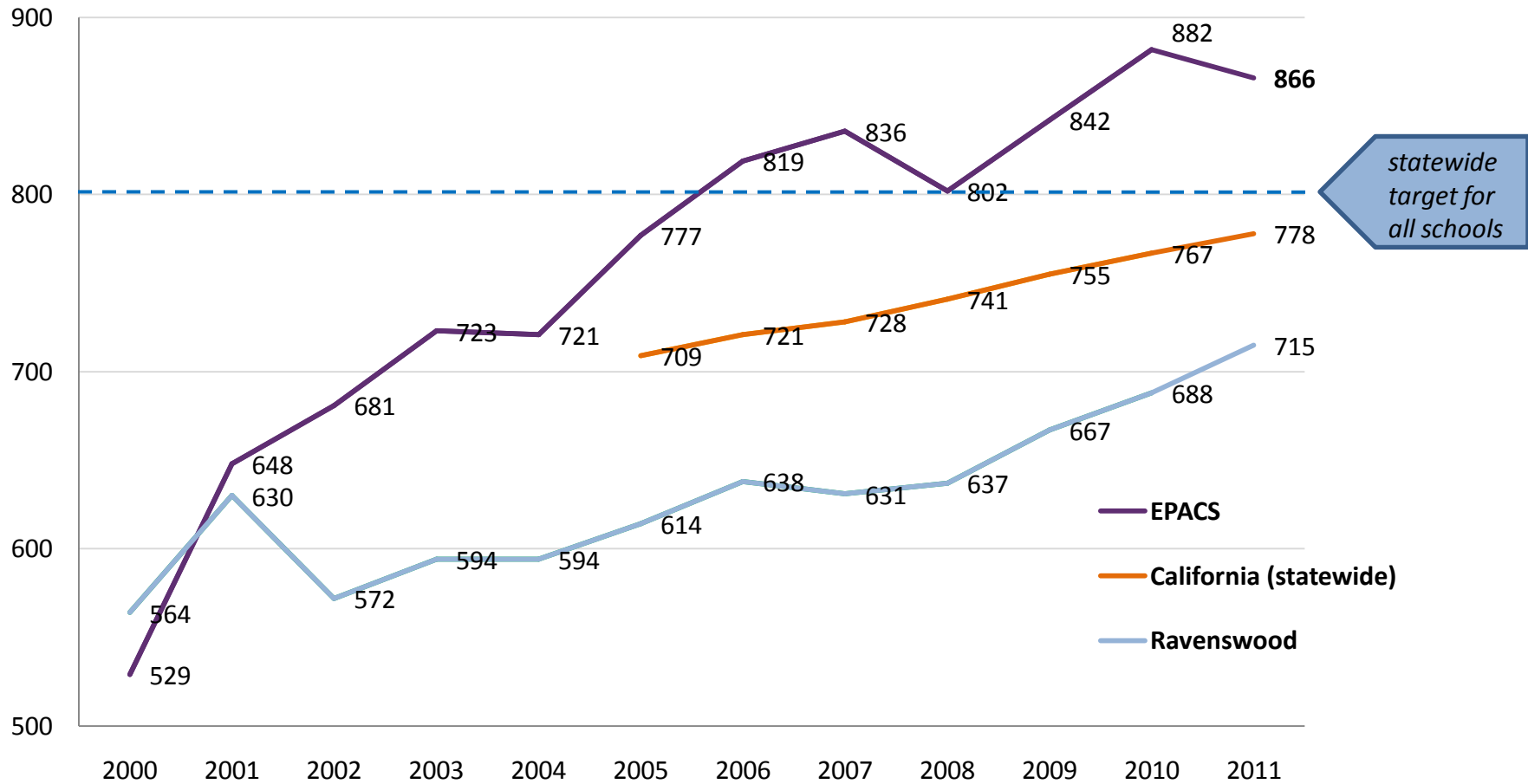
Aspire East Palo Alto Charter School

A History of Outstanding Achievement

Academic Performance Index (API) Growth

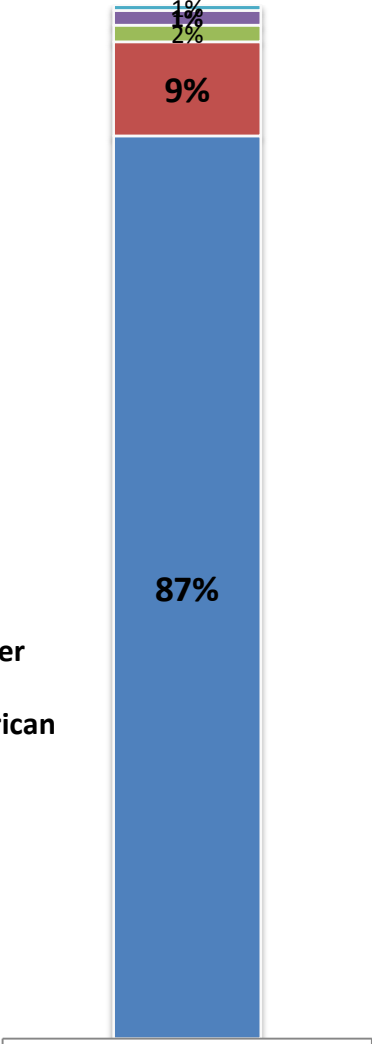


Academic Performance Index (API) 2000-11
EPACS, Ravenswood, and California

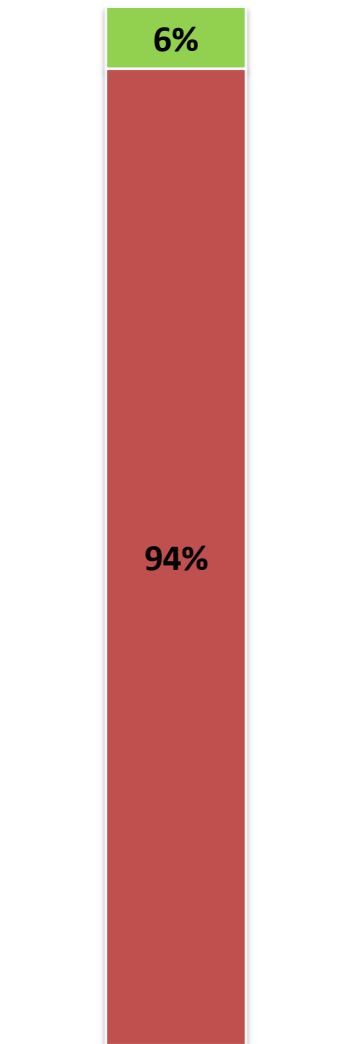


Student Demographic Information

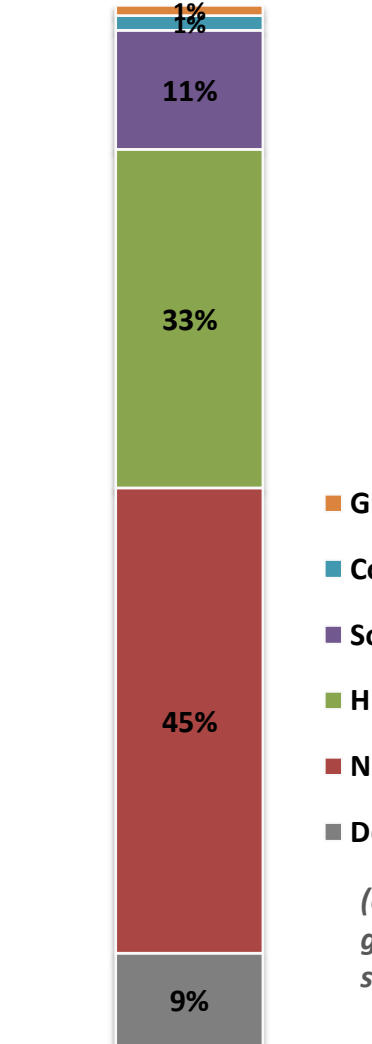
K-12 Data for students at Aspire East Palo Alto Charter School and Aspire East Palo Phoenix Academy



Student Race/Ethnicity



% Socio-Economically Disadvantaged



Parent Education Level

- Asian/Other
- White
- Pacific Islander
- African American
- Latino

- Graduate School/Post-Grad
- College Graduate
- Some College (incl. JC/CC)
- High School Graduate
- Not High School Graduate
- Declined to State/Unknown

(over 95% first-generation college students)

Similar School Comparison

EPACS is ranked #1 in the state...



school	district	county	api
Aspire East Palo Alto Charter	Ravenswood City Elementary	San Mateo	882
Celerity Dyad Charter	Los Angeles Unified	Los Angeles	836
Pacific Union Elementary	Pacific Union Elementary	Fresno	801
Grayson Charter	Patterson Joint Unified	Stanislaus	801
El Capitan Elementary	Delhi Unified	Merced	798
El Nido Elementary	El Nido Elementary	Merced	795
Woodworth (Clyde) Elementary	Inglewood Unified	Los Angeles	783
Avalon K-12	Long Beach Unified	Los Angeles	773
Heber Elementary	Heber Elementary	Imperial	771
Anderson Valley Elementary	Anderson Valley Unified	Mendocino	770
Peres Elementary	West Contra Costa Unified	Contra Costa	769
Lincoln Elementary	Compton Unified	Los Angeles	768
Tipton Elementary	Tipton Elementary	Tulare	764
Roosevelt Elementary	Tulare City	Tulare	763
Winfield Elementary	Winton Elementary	Merced	760
Fremont Elementary	Delano Union Elementary	Kern	758
Sybil N. Crookham Elementary	Winton Elementary	Merced	757
Lincoln Elementary	Fresno Unified	Fresno	756
Planada Elementary	Planada Elementary	Merced	749
Cogswell Elementary	Mountain View Elementary	Los Angeles	746
Live Oak Elementary	Lodi Unified	San Joaquin	746
ACE Charter	Santa Clara County Office of E	Santa Clara	744
Park Avenue Elementary	Yuba City Unified	Sutter	742
Cleveland Elementary	Santa Barbara Elementary	Santa Barbara	741
Vandalia Elementary	Porterville Unified	Tulare	741
Fifty-Ninth Street Elementary	Los Angeles Unified	Los Angeles	740
Cesar Chavez Elementary	Madera Unified	Madera	739
South Park Elementary	Los Angeles Unified	Los Angeles	738
Sixty-First Street Elementary	Los Angeles Unified	Los Angeles	737
Miller (Isaac) Elementary	Santa Maria-Bonita	Santa Barbara	736
Freeman (Daniel) Elementary	Inglewood Unified	Los Angeles	732
Vista San Gabriel Elementary	Wilsona Elementary	Los Angeles	731
Sixty-Eighth Street Elementary	Los Angeles Unified	Los Angeles	730
Mar Vista Elementary	Ocean View	Ventura	730
Ramona Elementary	Oxnard	Ventura	729
Frank West Elementary	Bakersfield City	Kern	723
Myrtle Avenue Elementary	Lamont Elementary	Kern	723
Palm View Elementary	Coachella Valley Unified	Riverside	721
Rice (William) Elementary	Santa Maria-Bonita	Santa Barbara	721
Caswell Elementary	Ceres Unified	Stanislaus	720
Burroughs Elementary	Fresno Unified	Fresno	719

“Similar School Ranking”: based on statewide comparison of schools that serve a similar population. CA groups schools into deciles by API performance.

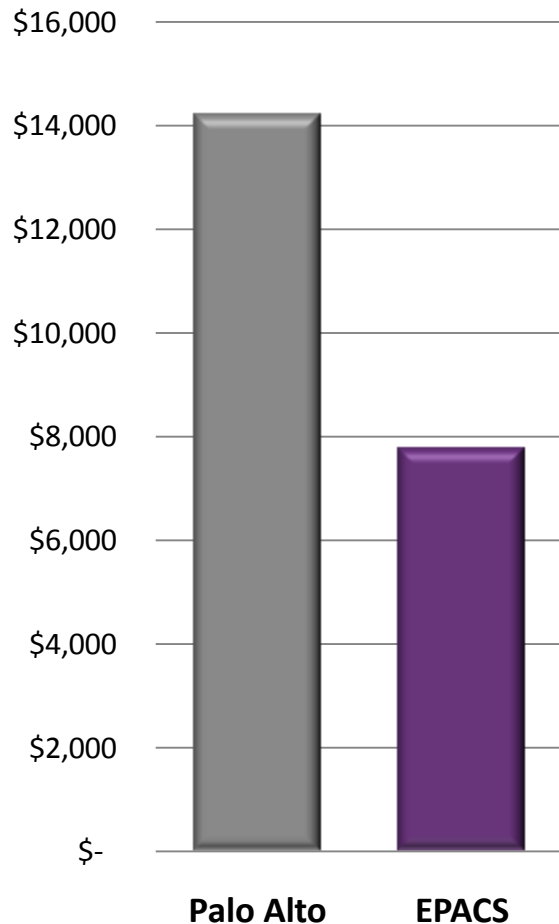
- EPACS has been ranked 10 out of 10 since 2001.
- In 2010 (most recent data available), EPACS was **ranked first among all 100 schools that serve the same population.**

(Not Similar) School Comparison

Palo Alto Unified vs. EPACS

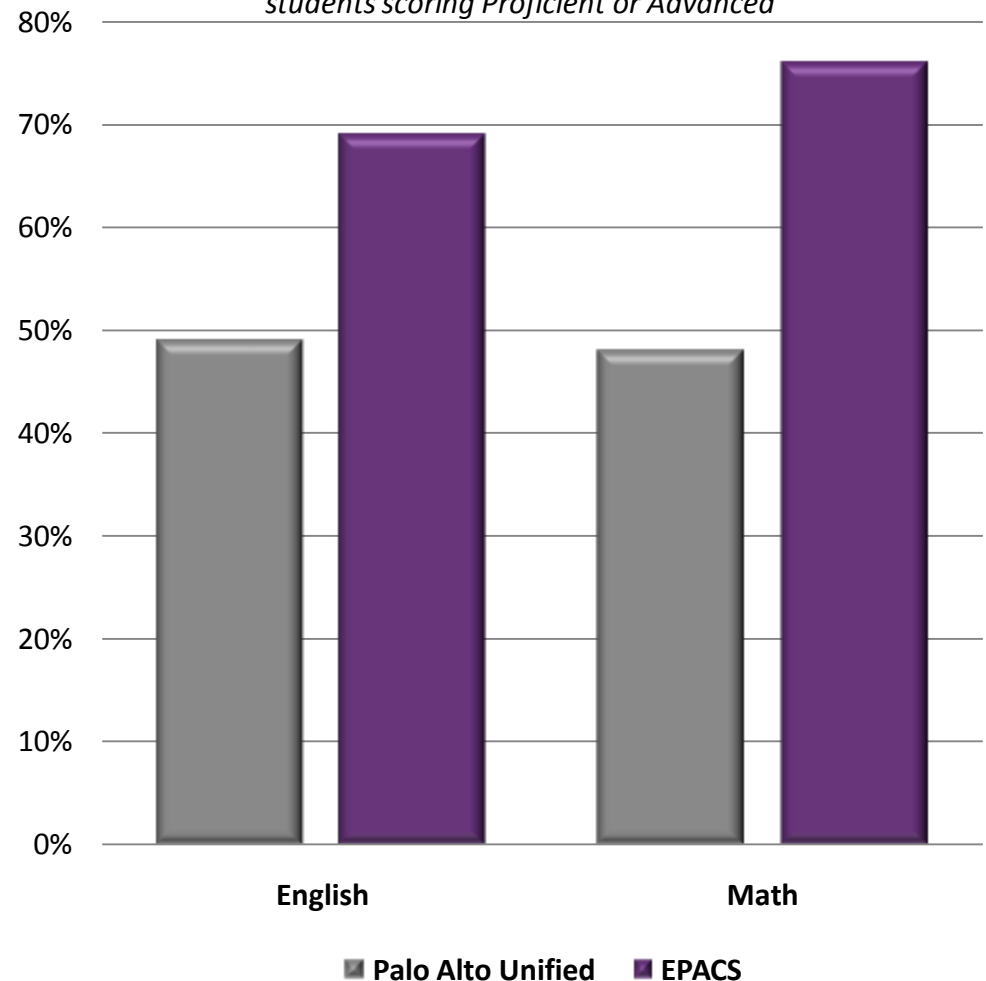


Per-Pupil Funding



Student Achievement

Socio-economically disadvantaged students scoring Proficient or Advanced



100% of our graduating seniors are accepted to four-year universities.

